




NetShelter Rack Power Distribution and Rack Systems Worldwide

apc.com

Life Is On

APC
by Schneider Electric



Introduction

APC™ by Schneider Electric offers a wide array of standardized Rack Power Distribution Units (PDUs) designed to increase manageability and efficiency in your data center.

Basic Rack PDUs

- Reliable power distribution

Metered Rack PDUs

- Real-time remote monitoring of connected loads
- User-defined alarms warn IT and data center managers of potential circuit overloads to prevent accidental power loss to critical equipment

Switched Rack PDUs

- Metered functionality
- Individual outlet control to power cycle outlets
- Manage on/off equipment sequencing

Metered-by-outlet Rack PDUs

- Provide greater power management
- Individual outlet-level power metering
- User-resettable energy (kWh) logs for capacity planning and energy-efficiency initiatives

AP9000 Series Rack PDUs NEW

From the world's most trusted brand in PDUs comes a more reliable, intelligent, and faster to deploy PDU. Designed for data centers and remote edge computing environments that are experiencing rising power densities and that demand always "ON" IT infrastructure. IT devices in these environments need certainty and APC NetShelter 9000 Series Switched Rack PDUs provide that with features making them faster to deploy, enhance their reliability, and make them more manageable onsite or remotely anywhere in the world with EcoStruxure IT.

Now Factory Configure to Order & Customization Available

Reference the Rack PDU Configurator in Schneider Electric Design Portal for complete listing of configure to order and customization capabilities.

Request a design today through your APC sales representative!

*Visit apc.com for country availability, www.apc.com/configurerackpdu

Product feature by Rack PDU by family/series

	Basic	Metered		Metered-by-outlet	Switched			Metered-by-outlet with Switching
		7800 Series	8800 Series	8400 Series	7900 Series	8900 Series	9000 Series	8600 Series
Design features								
Ultralow-profile, space-saving design	•	•	•	•	•	•	•	•
Hydraulic-magnetic circuit breakers	•	•	•	•	•	•	•	•
Ultralow-profile circuit breakers			•	•		•	•	•
Locking IEC outlets when used with locking power cords			•	•		•	•	•
High retention outlets when used with standard cords							•	
Outlet control								
Individual outlet remote power on/off control					•	•	•	•
Outlet power sequencing with full user customization					•	•	•	•
Outlet level grouping (multiple outlets in same or multiple units follow single command)					•	•	•	•
User access control with assignable roles, access levels at device and outlet level					•	•	•	•
Display and network management								
Full-featured network management via Web and SNMP		•	•	•	•	•	•	•
Ethernet connectivity		10/100	10/100	10/100	10/100	10/100	Gigabit	10/100
Wireless connectivity (optional with AP9834 APC WiFi Device)							WiFi*	
Local display		LED	LCD	LCD	LED	LCD	Color LCD	LCD
Network port sharing			4	4		4	32	4
Local USB port for easy local firmware updates			•	•		•	•	•
Metering capability								
Metering accuracy		+/- 5%	+/- 3%	+/- 3%	+/- 5%	+/- 3%	+/- 1%	+/- 3%
Active current measurements (amps)		•	•	•	•	•	•	•
Active power measurements (including volts, amps, real power (kW), and energy (kWh))			•	•		•	•	•
User-customizable alarms and warnings		•	•	•	•	•	•	•
Embedded log memory to record/review/report historic metered data		•	•	•	•	•	•	•
Individual outlet power metering				•				•
Environmental								
Maximum operating temperature		45°C	45°C	45°C	45°C	45°C	60°C**	45°C
Environmental monitoring port for external temperature/humidity			•	•		•	•	•
Maintenance and upgradeability								
Field-replaceable network management module			•	•		•	•	•
Warranty	2 year	2 year	2 year	2 year	2 year	2 year	3 year	2 year

*Requires separate purchase of USB WiFi Device AP9834

**North American, Japan models only

Basic Rack PDUs

Voltage	Mounting U-space	Nominal voltage	Region	Input circuit	Nominal power	Input plug type	Output receptacles	Cord length	APC SKU
100 – 120 V input	Vertical, 0U	100 – 120	NAM, LAM	15 A	1.4 kW	NEMA 5-15P	(14) 5-15	3.6 m	AP9567
	Vertical, 0U	120	NAM	20 A	1.9 kW	NEMA L5-20P	(24) 5-20	3.0 m	AP7530
	Vertical, 0U	100 – 120	NAM	20 A	1.9 kW	NEMA L5-20P	(14) 5-15	3.6 m	AP9551
	Vertical, 0U	100 – 120	Japan	20 A	2.0 kW	NEMA L5-20P	(24) 5-15	3.0 m	AP7530J
	Vertical, 0U	120	NAM	30 A	2.9 kW	NEMA L5-30P	(24) 5-20	3.0 m	AP7532
	Vertical, 0U	100	Japan	30 A	3.0 kW	NEMA L5-30P	(24) 5-15	3.0 m	AP7532J
	Horizontal, 1U	100 – 120	NAM, LAM	15 A	1.4 kW	NEMA 5-15P	(10) 5-15	3.6 m	AP9562
	Horizontal, 1U	100 – 120	NAM	20 A	1.9 kW	NEMA 5-20P	(10) 5-20	3.6 m	AP9563
	Horizontal, 1U	100 – 120	NAM	20 A	1.9 kW	NEMA L5-20P	(10) 5-20	3.6 m	AP9564
	Horizontal, 1U	100 – 120	NAM	30 A	2.9 kW	NEMA L5-30P	(10) 5-20	3.6 m	AP9560
200 – 240 V input	Vertical, 0U	120 – 240	Worldwide	10 A	2.3 kW	IEC-320 C14*	(15) C13	2.0 m	AP9568
	Vertical, 0U	230	GCN	16 A	3.5 kW	IEC-309 16 A	(14)C13 (4)C19	1.0 m	AP6351CH
	Vertical, 0U	230	GCN	16 A	3.5 kW	IEC-309 16 A	(18)C13 (6)C19	1.0 m	AP6451CH
	Vertical, 0U	120 – 230	Worldwide	16 A	3.3 kW	IEC-320 C20	(15) C13	2.5 m	AP9572
	Vertical, 0U	230	LAM, EMEA, GCN, APJ	16 A	3.7 kW	IEC-309 16 A	(20) C13 (4) C19	1.0 m	AP7551
	Vertical, 0U	230	Worldwide	16 A	3.7 kW	IEC-320 C20*	(20) C13 (4) C19	3.0 m	AP7552
	Vertical, 0U	230	Worldwide	16 A	3.7 kW	IEC-309 16 A	(20) C13 (4) C19	3.0 m	AP7554
	Vertical, 0U	200 – 240	NAM	20 A	3.3 kW	NEMA L6-20P	(20) C13 (4) C19	3.0 m	AP7540
	Vertical, 0U	200 – 240	NAM	30 A	5.0 kW	NEMA L6-30P	(20) C13 (4) C19	3.0 m	AP7541
	Vertical, 0U	230	GCN	32 A	7.0 kW	IEC-309 32 A	(18) C13 (6)C19	2.0 m	AP6453CH
	Vertical, 0U	230	LAM, EMEA, GCN, APJ	32 A	7.4 kW	IEC-309 32 A	(20) C13 (4) C19	3.0 m	AP7553
	Vertical, 0U	200 – 240	NAM, APJ, GCN	30 A	5 kW	NEMA L6-30P	(14) C13 (2) C19	3.0 m	AP6002A
	Vertical, 0U	100 – 240	Worldwide	16 A	3.7 kW	IEC-320 C20*	(14) C13	Inlet	AP6003A
	Vertical, 0U	200 – 240	Worldwide	32 A	7 kW	IEC-309 32 A	(20) C13 (6) C19	3.0 m	AP6009A
	Horizontal 1U	100 – 240	Worldwide	15 A	2.9 kW	IEC-320 C14*	(7) C13 (1) C13	Inlet	AP6015A
	Horizontal 1U	100 – 240	Worldwide	16 A	3.7 kW	IEC-320 C20*	(11) C13 (2) C13	Inlet	AP6020A
	Horizontal 1U	100 – 240	Worldwide	16 A	3.7 kW	IEC-320 C20*	(5) C13 (2) C13 (2) C19	Inlet	AP6120A
	Horizontal, 1U	230	GCN	16 A	3.5 kW	IEC-320 C20	(8) GB	Inlet	AP6201CH
	Horizontal, 1U	230	GCN	16 A	3.5 kW	IEC-320 C20	(12) C13	Inlet	AP6221CH
	Horizontal, 1U	120 – 240	Worldwide	16 A	3.7 kW	IEC-320 C20*	(10) C13 (2) C19	2.5 m	AP9559
	Horizontal, 1U	100 – 240	Worldwide	16 A	3.7 kW	IEC-320 C20*	(12) C13	2.5 m	AP9565
	Horizontal, 1U	208	NAM, LAM	20 A	3.3 kW	NEMA L6-20P	(12) C13	3.6 m	AP9566
	Horizontal, 1U	200 – 240	NAM, APJ, GCN	30 A	5.0 kW	NEMA L6-30P	(4) C19	3.66 m	AP6031A
	Horizontal, 1U	208	NAM	30 A	5.0 kW	NEMA L6-30P	(4) C19	3.0 m	AP9570
	Horizontal, 1U	200 – 240	NAM, LAM	30 A	5.0 kW	NEMA L6-30P	(10) C13	3.6 m	AP9571A
	Horizontal, 2U	230	LAM, EMEA, GCN, APJ	32 A	7.4 kW	Hardwire	(4) C19	8.5 m	AP7585

* See pages 22 – 23 for inlet power cord options

Basic Rack PDUs (continued...)

Voltage	Mounting U-space	Nominal voltage	Region	Input circuit	Nominal power	Input plug type	Output receptacles	Cord length	APC SKU
200 – 240 V input (cont'd)	Horizontal, 1U	200 – 240	APJ, EMEA GCN	32 A	7.4 kW	IEC-309 32 A	(4) C19	3.66 m	AP6032A
	Horizontal, 2U	230	LAM, EMEA, GCN, APJ	32 A	7.4 kW	Hardwire	(4) IEC-309 32A	8.5 m	AP7586
208 V three-phase input	Vertical, 0U	208	NAM	20 A, 3ø	5.8 kW	NEMA L21-20P	(42) 5-20	1.0 m	AP7562
	Vertical, 0U	208	NAM	20 A, 3ø	5.8 kW	NEMA L21-20P	(42) 5-20	3.0 m	AP7592
	Vertical, 0U	208	NAM	20 A, 3ø	5.8 kW	NEMA L21-20P	(21) 5-20 (6) L6-20	1.0 m	AP7563
	Vertical, 0U	208	NAM	20 A, 3ø	5.8 kW	NEMA L21-20P	(36) C13 (6) C19	1.0 m	AP7564
	Vertical, 0U	200 – 240	NAM	50 A, 3ø	12.5 kW	CS8365C	(30) C13 (6) C19	1.0 m	AP7568
	Vertical, 0U	200 – 240	NAM	50 A, 3ø	12.5 kW	CS8365C	(30) C13 (6) C19	3.0 m	AP7598
	Vertical, 0U	200 – 240	NAM	50 A, 3ø	14.4 kW	CS8365C	(24) C13 (4) C19 (2) L6-30	1.0 m	AP7569
	Vertical, 0U	200 – 240	NAM	50 A, 3ø	14.4 kW	CS8365C	(24) C13 (4) C19 (2) L6-30	3.0 m	AP7599
	Vertical, 0U	208	NAM	50 A, 3ø	12.5 kW	CS8365C	(6) C19 (3) C13	1.8 m	AP7567A
	Vertical, 0U	200 – 240	NAM	60 A	10 kW	IEC-309 60 A	(21) C13 (6) C19	3.0 m	AP6007A
	Horizontal, 1U	200 – 240	NAM, GCN	60 A	11.6 kW	IEC-309 60 A	(3) C19	3.66 m	AP6039A
	Horizontal, 1U	200 – 240	APJ, EMEA GCN	63 A	12.1 kW	IEC-309 63 A	(3) C19	3.66 m	AP6038A
	Horizontal, 1U	200 – 240	NAM	50 A, 3ø	14.4 kW	CS8365C	(6) C19	2.4 m	AP7516
	Horizontal, 1U	200 – 240	NAM, GCN	30 A, 3ø	8.6 kW	NEMA L15-30P	(3) C19	3.6 m	AP6037A
	Horizontal, 2U	120 – 208	NAM	30 A, Split ø	5.8 kW	NEMA L14-30P	(4) L5-20	8.5 m	AP7580
	Horizontal, 2U	120 – 208	NAM	30 A, Split ø	5.8 kW	NEMA L14-30P	(4) L6-20	8.5 m	AP7581
	Horizontal, 2U	120 – 208	NAM	30 A, Split ø	5.8 kW	NEMA L14-30P	(12) 5-20	8.5 m	AP7582
	Horizontal, 2U	120 – 208	NAM	30 A, Split ø	5.8 kW	NEMA L14-30P	(4) L5-30	8.5 m	AP7583
	Horizontal, 2U	120 – 208	NAM	30 A, Split ø	5.8 kW	NEMA L14-30P	(4) L6-30	8.5 m	AP7584
400 – 415 V three-phase input	Vertical, 0U	400	LAM, EMEA, GCN, APJ	16 A, 3ø	11 kW	IEC-309 16 A 3P+N+PE	(36) C13 (6) C19	1.0 m	AP7557
	Vertical, 0U	400	LAM, EMEA, GCN, APJ	16 A, 3ø	22 kW	IEC-309 32 A 3P+N+PE	(6) C13 (3) C19	1.8 m	AP7555A
	Vertical, 0U	415	NAM	20 A, 3ø	11.5 kW	IEC-309 20 A 3P+N+PE	(36) C13 (6) C19	1.0 m	AP7557NA
	Horizontal, 1U	400	LAM, EMEA, GCN, APJ	32 A, 3ø	22 kW	IEC-309 32 A 3P+N+PE	(6) C19 (6) C19	2.4 m	AP7526

Selecting and Configuring APC Rack PDUs

Use the Rack PDU Selector to help you choose from:

- Family type
- Output voltage
- Mount style (vertical or horizontal)
- Input plug
- Localized price



apc.com/tools/selector/pdu/

Rack PDU Configurator

Choose outlets, color, input cord type & length, or simply change a standard product features or request a new design altogether.

APC Rack PDUs are also available in Schneider Electric Design Portal InfraStruxure Designer & Local Edge Configurator.

Request a design today through your APC sales representative!



apc.com/configurerrackpdu

Metered Rack PDUs

Metered Rack PDUs provide real-time remote monitoring of connected loads. User-defined alarms warn of potential circuit overloads before critical IT failures occur.

Voltage	Mounting U-space	Nominal voltage	Region	Input circuit	Nominal power	Input plug type	Output receptacles	Cord length	APC SKU
100 – 120 V input	Vertical, 0U	100 – 120	NAM, Japan	15 A	1.4 kW	NEMA 5-15P	(10) 5-15	3.0 m	AP8831
	Vertical, 0U	100 – 120	NAM	20 A	1.9 kW	NEMA L5-20P	(24) 5-20	3.0 m	AP8830
	Vertical, 0U	100 – 120	Japan	20 A	2.0 kW	NEMA L5-20P	(24) 5-15	3.0 m	AP8830J
	Vertical, 0U	100 – 120	Japan	20 A	1.9 kW	NEMA L5-20P	(10) 5-15	3.0 m	AP8833J
	Vertical, 0U	100 – 120	NAM, Japan	30 A	2.9 kW	NEMA L5-30P	(24) 5-20	3.0 m	AP8832
	Vertical, 0U	100 – 120	Japan	30 A	2.4 kW	NEMA L5-30P	(24) 5-15	3.0 m	AP8832J
	Horizontal, 1U	120	NAM, LAM	15 A	1.4 kW	NEMA 5-15P	(8) 5-15	3.6 m	AP7800B
	Horizontal, 1U	120	NAM, LAM	20 A	1.9 kW	NEMA L5-20P	(8) 5-20	3.6 m	AP7801B
	Horizontal, 2U	120	NAM, LAM	30 A	2.9 kW	NEMA L5-30P	(16) 5-20	3.6 m	AP7802B
Horizontal, 2U	100	Japan	30 A	3.0 kW	NEMA L5-30P	(16) 5-15	3.6 m	AP7802BJ	
200 – 240 V input	Vertical, 0U	230	Worldwide	10/12 A	2.3 kW	IEC-320 C14	(16) C13	3.0 m	AP7850B
	Vertical, 0U	100 – 240	Worldwide	16 A	3.3 kW	IEC-320 C20*	(18) C13 (2) C19	Inlet	AP8858
	Vertical, 0U	100 – 240	EMEA, APJ	16 A	3.7 kW	IEC-309 16 A	(18) C13 (2) C19	3.0 m	AP8858EU3
	Vertical, 0U	100 – 240	NAM, LAM GCN, APJ	20 A	3.3 kW	NEMA L6-20P	(18) C13 (2) C19	3.0 m	AP8858NA3
	Vertical, 0U	200 – 240	NAM, Japan LAM	30 A	5.0 kW	NEMA L6-30P	(36)C13 (6) C19	3.0 m	AP8841
	Vertical, 0U	208	NAM	30 A	5.8 kW	NEMA L14-30P	(16) 5-20 (12) C13 (2) C19	3.0 m	AP8870
	Vertical, 0U	220 – 240	LAM, EMEA, GCN, APJ	32 A	7.4 kW	IEC-309 32 A	(36)C13 (6) C19	3.0 m	AP8853
	Horizontal, 1U	100 – 240	Worldwide	10/12 A	2.5 kW	IEC-320 C14*	(8) C13	Inlet	AP7820B
	Horizontal, 1U	100 – 240	Worldwide	16 A	3.3 kW	IEC-320 C20*	(8) C13	Inlet	AP7821B
	Horizontal, 2U	200 – 240	NAM	30 A	5.0 kW	NEMA L6-30P	(12) C13 (4) C19	3.6 m	AP7811B
	Horizontal, 2U	230	LAM, EMEA, GCN, APJ	32 A	7.4 kW	IEC-309 32 A	(12) C13 (4) C19	3.6 m	AP7822B

* See pages 22 – 23 for inlet power cord options

What is metered on AP8800, AP8400, AP8900, and AP8600 Series Rack PDUs?

- **Device:** Power and energy
- **Phase:** Current,* power, and voltage
- **Internal circuit breaker (bank):** Current*
- **Outlet:** Current, power, energy (AP8600 & AP8400 Series only)

*AP7000 series monitors current per phase and breaker only.

Why do we meter?

- **Device:** Rack level capacity change, planning, and efficiency calculations
- **Phase:** Balance loads between phases to protect against tripping upstream branch circuit breakers

- **Internal circuit breaker (bank):** Protect against tripping internal circuit breakers
- **Outlet:** Detailed capacity change, equipment efficiency, and trends



Rack PDU Management

APC Intelligent Rack PDUs provide remote power utilization data to help make informed power decisions and lower total cost of ownership.

- Manage on your own via web browser, Telnet (CLI), SNMP, and Redfish.
- Schneider Electric manage for you with EcoStruxure Monitoring & Dispatch Services. Learn more at EcoStruxureIT.com


Metered Rack PDUs (continued...)

Voltage	Mounting U-space	Nominal voltage	Region	Input circuit	Nominal power	Input plug type	Output receptacles	Cord length	APC SKU
208 V three-phase input	Vertical, 0U	208	NAM	20 A, 3 ϕ	5.7 kW	NEMA L21-20P	(36) 5-20	3.0 m	AP8862
	Vertical, 0U	208	NAM	20 A, 3 ϕ	5.7 kW	NEMA L21-20P	(24) 5-20 (6) L6-20	3.0 m	AP8863
	Vertical, 0U	208	NAM	20 A, 3 ϕ	5.7 kW	NEMA L21-20P	(36) C13 (2) 5-20 (6) C19	1.8 m	AP8861
	Vertical, 0U	208	NAM	30 A, 3 ϕ	8.6 kW	NEMA L21-30P	(36) C13 (2) 5-20 (6) C19	1.8 m	AP8865
	Vertical, 0U	200 – 240	NAM	50 A, 3 ϕ	10.0 kW	CS8365C	(36) C13 (6) C19	1.8 m	AP8868
	Vertical, 0U	200 – 240	NAM	50 A, 3 ϕ	14.4 kW	CS8365C	(24) C13 (2) L6-30 (4) C19	1.0 m	AP7869B
	Vertical, 0U	200 – 240	NAM	50 A, 3 ϕ	14.4 kW	CS8365C	(24) C13 (2) L6-30 (4) C19	3.0 m	AP7899B
	Vertical, 0U	200 – 240	NAM	60 A, 3 ϕ	17.3 kW	IEC-309 60 A 3P+PE	(12) C19 (6) C13	1.8 m	AP8866
400 – 415 V three-phase input	Vertical, 0U	400 – 415	Worldwide	16 A, 3 ϕ	11 kW	IEC-309 16 A 3P+N+PE	(36) C13 (6) C19	1.8 m	AP8881
	Vertical, 0U	415	NAM	30 A, 3 ϕ	17.3 kW	IEC-309 30 A 3P+N+PE	(12) C19 (30) C13	1.8 m	AP8887
	Vertical, 0U	400	LAM, EMEA, GCN, APJ	32 A, 3 ϕ	22 kW	IEC-309 32 A 3P+N+PE	(12) C19 (30) C13	1.8 m	AP8886
	Vertical, 0U	415	NAM	40 A, 3 ϕ	23 kW	IEC-309 60 A 3P+N+PE	(12) C19 (30) C13	1.8 m	AP8888

Rack PDU local display

Load indicator LEDs

Serial connection: local configuration and out-of-band management



AP7000 series

Local two-digit LED current monitoring display

Network management: access, configure, and receive warnings from remote locations via Web, SNMP, and Telnet

Color user-interactive display for local access



APF8000

User-interactive display for local access

Environmental monitoring port for external temperature/humidity probe



AP8000 series

CAN In/Out ports for network port sharing up to 4 PDUs

Local USB port for flash firmware updates and downloading data/event logs (not to be used as serial port)

10/100/Gigabit network



APDU9000

Color user-interactive display for local access

Micro USB console port

USB for WiFi Device* & FW upgrades

RS485 ports for network port sharing up to 32

*AP9834 APC WiFi Device Sold Separately

Metered-by-outlet Rack PDUs

Metered-by-outlet Rack PDUs provide real-time remote monitoring of each individual outlet to empower IT professionals with the necessary tools for advanced data center energy management.

Voltage	Mounting U-space	Nominal voltage	Region	Input circuit	Nominal power	Input plug type	Output receptacles	Cord length	APC SKU
100 – 120 V input	Vertical, 0U	100 – 240	Worldwide	16 A	3.3 kW	IEC-320 C20* 	(21) C13  (3) C19 	3.0 m	AP8459WW
	Vertical, 0U	200 – 240	NAM, Japan, LAM	20 A	3.3 kW	NEMA L6-20P 	(21) C13  (3) C19 	3.0 m	AP8459NA3
200 – 240 V input	Vertical, 0U	200 – 240	LAM, EMEA, GCN, APJ	16 A	3.7 kW	IEC-309 16 A 	(21) C13  (3) C19 	3.0 m	AP8459EU3
	Vertical, 0U	100 – 240	Worldwide	16 A	3.7 kW	IEC-320 C20* 	(24) C13  or C19 	Up to 4.5m	APF8459**
	Vertical, 0U	200 – 240	NAM, Japan, LAM	30 A	5.0 kW	NEMA L6-30P 	(21) C13  (3) C19 	3.0 m	AP8441
	Vertical, 0U	200 – 240	NAM, Japan, LAM	30 A	5.0 kW	NEMA L6-30P 	(24) C13  or C19 	Up to 4.5m	APF8441**
	Vertical, 0U	200 – 240	LAM, EMEA, GCN, APJ	32 A	7.4 kW	IEC-309 32 A 	(21) C13  (3) C19 	3.0 m	AP8453
	Vertical, 0U	200 – 240	LAM, EMEA, GCN, APJ	32 A	7.4 kW	IEC-309 32 A 	(24) C13  or C19 	Up to 4.5m	APF8453**
	Vertical, 0U	200 – 240	LAM, EMEA, GCN, APJ	63 A	12.1 kW	IEC-309 63A 	(24 or 48) C13  or C19 	Up to 4.5m	APF8456**
208 V three-phase input	Vertical, 0U	208	NAM	20 A, 3φ	5.7 kW	NEMA L21-20P 	(21) C13  (3) C19 	1.8 m	AP8461
	Vertical, 0U	208	NAM	20 A	5.7 kW	NEMA L21-20P 	(24) C13  or C19 	Up to 4.5m	APF8461**
	Vertical, 0U	208	NAM	30 A	8.6 kW	NEMA L21-30P 	(24) C13  or C19 	Up to 4.5m	APF8465**
	Vertical, 0U	208	NAM	50 A	14.4 kW	CS8365C 	(48) C13  or C19 	Up to 4.5m	APF8469**
	Vertical, 0U	208	NAM	60 A	17.3 kW	IEC-309 60A 	(48) C13  or C19 	Up to 4.5m	APF8466**
400 – 415 V three-phase input	Vertical, 0U	400 – 415	Worldwide	16 A, 3φ	11 kW	IEC-309 16 A 3P+N+PE 	(21) C13  (3) C19 	1.8 m	AP8481
	Vertical, 0U	400 – 415	Worldwide	20 A	5.7 kW	IEC-309 16 A 3P+N+PE 	(24) C13  or C19 	Up to 4.5m	APF8481**
	Vertical, 0U	400 – 415	Worldwide	30 A	17.3 kW	IEC-309 30 A 3P+N+PE 	(24 or 48) C13  or C19 	Up to 4.5m	APF8487**
	Vertical, 0U	400 – 415	Worldwide	32 A	22 kW	IEC-309 32 A 3P+N+PE 	(24 or 48) C13  or C19 	Up to 4.5m	APF8486**
	Vertical, 0U	400 – 415	Worldwide	40 A	23 kW	IEC-309 60 A 3P+N+PE 	(24 or 48) C13  or C19 	Up to 4.5m	APF8488**
	Vertical, 0U	400 – 415	Worldwide	60 A	34 kW	IEC-309 60 A 3P+N+PE 	(48) C13  or C19 	Up to 4.5m	APF8489**
	Vertical, 0U	400 – 415	Worldwide	63 A	43 kW	IEC-309 60 A 3P+N+PE 	(48) C13  or C19 	Up to 4.5m	APF8496**

* See pages 22 – 23 for inlet power cord options

** Available as configure-to-order Rack PDU. Choose outlet quantities, color, input cord length. See page 22-23 for more details and visit apc.com for country availability.

Switched Rack PDUs

Switched Rack PDUs provide advanced load monitoring combined with remote on/off switching control of individual outlets for power cycling, delayed power sequencing, and outlet use management.

Voltage	Mounting U-space	Nominal voltage	Region	Input circuit	Nominal power	Input plug type	Output receptacles	Cord length	APC SKU
100 – 120 V input	Vertical, 0U	100 – 120	NAM, Japan	15 A	1.4 kW	NEMA 5-15P	(8) 5-15	3.0 m	AP8931
	Vertical, 0U	120	NAM	20 A	1.9 kW	NEMA L5-20P	(24) 5-20	3.0 m	AP8930
	Vertical, 0U	100	Japan	20 A	1.9 kW	NEMA L5-20P	(24) 5-15	3.0 m	AP8930J
	Vertical, 0U	120	NAM, Japan	30 A	2.9 kW	NEMA L5-30P	(24) 5-20	3.0 m	AP8932
	Horizontal, 1U	100 – 120	NAM, LAM	15 A	1.4 kW	NEMA 5-15P	(8) 5-15	3.6 m	AP7900B
	Horizontal, 1U	100 – 120	NAM	20 A	1.9 kW	NEMA L5-20P	(8) 5-20	3.6 m	AP7901B
	Horizontal, 2U	120	NAM	30 A	2.9 kW	NEMA L5-30P	(16) 5-20	3.6 m	AP7902B
	Horizontal, 2U	100	Japan	32 A	3.0 kW	NEMA L5-30P	(16) 5-15	3.6 m	AP7902BJ
200 – 240 V input	Vertical, 0U	230	EMEA, GCN, APJ	10 A	2.3 kW	IEC-320 C14*	(16) C13	3.0 m	AP7950B
	Vertical, 0U	100 – 240	NAM, LAM	20 A	3.3 kW	NEMA L6-20P	(7) C13 (1) C19	3.0 m	AP8958NA3
	Vertical, 0U	100 – 240	Worldwide	16 A	3.3 kW	IEC-320 C20*	(7) C13 (1) C19	Inlet	AP8958
	Vertical, 0U	230	LAM, EMEA, GCN, APJ	16 A	3.7 kW	IEC-309 16 A	(7) C13 (1) C19	3.0 m	AP8958EU3
	Vertical, 0U	100 – 240	NAM, LAM	20 A	3.3 kW	NEMA L6-20P	(21) C13/C15 (3) C19/C21	3.0 m	APDU9959NA3
	Vertical, 0U	100 – 240	Worldwide	16 A	3.3 kW	NEMA L6-20P	(21) C13/C15 (3) C19/C21	3.0 m	APDU9959J
	Vertical, 0U	230	LAM, EMEA, GCN, APJ	16 A	3.7 kW	IEC-309 16 A	(21) C13 (3) C19	3.0 m	APDU9959EU3
	Vertical, 0U	100 – 240	Worldwide	20 A	3.7 kW	IEC-320 C20*	(24) C13 or C19	Up to 4.5m	APF8959**
	Vertical, 0U	200 – 240	NAM, LAM	30 A	5.0 kW	NEMA L6-30P	(21) C13/C15 (3) C19/C21	3.0 m	APDU9941
	Vertical, 0U	280	NAM, LAM	30 A	5.0 kW	NEMA L6-30P	(24) C13 or C19	Up to 4.5m	APF8941**
	Vertical, 0U	120 – 208	NAM	30 A	5.8 kW	NEMA L14-30P	(16) 5-20 (7) C13/C15 (1) C19/C21	3.0 m	APDU9970
	Vertical, 0U	220 – 240	LAM, EMEA, GCN, APJ	32 A	7.4 kW	IEC-309 32 A	(21) C13 (3) C19	3.0 m	APDU9953
	Vertical, 0U	220 – 240	LAM, EMEA, GCN, APJ	32 A	7.4 kW	IEC-309 32 A	(24) C13 or C19	Up to 4.5m	APF8953**
	Vertical, 0U	230	LAM, EMEA, GCN, APJ	63 A	12.1 kW	IEC-309 63 A	(24 or 48) C13 or C19	Up to 4.5m	APF8956**
	Horizontal, 1U	208 – 230	Worldwide	10/12 A	2.5 kW	IEC-320 C14*	(8) C13	2.0 m	AP7920B
	Horizontal, 1U	208 – 230	Worldwide	16 A	3.3 kW	IEC-320 C20*	(8) C13	2.4 m	AP7921B
Horizontal, 2U	200 – 240	NAM	30 A	5.0 kW	NEMA L6-30P	(16) C13	3.6 m	AP7911B	
Horizontal, 2U	230	LAM, EMEA, GCN, APJ	32 A	7.4 kW	IEC-309 32 A	(16) C13	3.0 m	AP7922B	

* See pages 22 – 23 for inlet power cord options

**Available as configure-to-order Rack PDU. Choose outlet quantities, color, input cord length. See page 22-23 for more details and visit apc.com for country availability.

Innovative Outlet Design

Industry first hybrid PDU outlets are UL certified hybrid C13/C15* and C19/C21* PDU outlets.

- Compatible with C14 and C20 power cords
- Future-proofed for new C16 and C22 cords
- These outlets provide 120C (vs 70C) outlet rating for true 60C performance at 100% load

*Select models, see complete list above








Integration with EcoStruxure IT Expert

APC Intelligent Rack PDUs, when combined with EcoStruxure IT Expert make efficient use of your time with cloud based monitoring and help provide an instant overview of data center operations.



Switched Rack PDUs (continued...)

Voltage	Mounting U-space	Nominal voltage	Region	Input circuit	Nominal power	Input plug type	Output receptacles	Cord length	APC SKU
208 V three-phase input	Vertical, 0U	208	NAM	20 A, 3ø	5.7 kW	NEMA L21-20P 	(21) C13/C15 (3) C19/C21	1.8 m	APDU9961
	Vertical, 0U	208	NAM	20 A	5.7 kW	NEMA L21-20P 	(24) C13  or C19 	Up to 4.5m	APF8961**
	Vertical, 0U	208	NAM	20 A, 3ø	6.0 kW	NEMA L21-20P 	(24) 5-20 	3.0 m	AP8962
	Vertical, 0U	208	NAM	30 A, 3ø	8.6 kW	NEMA L21-30P 	(21) C13/C15 (3) C19/C21	1.8 m	APDU9965
	Vertical, 0U	208	NAM	30 A	8.6 kW	NEMA L21-30P 	(24) C13  or C19 	Up to 4.5m	APF8965**
	Vertical, 0U	208	NAM	50 A	14.4 kW	CS8365C 	(48) C13  or C19 	Up to 4.5m	APF8969**
	Vertical, 0U	208	NAM	60 A, 3ø	17.3 kW	IEC-309 60A 3P+PE 	(20) C13/C15 (12) C19/C21	2 m	APDU9966
	Vertical, 0U	208	NAM	60 A	17.3 kW	IEC-309 60A 3P+PE 	(48) C13  or C19 	Up to 4.5m	APF8966**
	Vertical, 0U	208	NAM	60 A, 3ø	17.3 kW	IEC-309 60A 3P+PE 	(42) C13/C15 (6) C19/C21	2 m	APDU9967
	Vertical, 0U	200 – 240	NAM	50 A, 3ø	12.5 kW	CS8365C 	(21) C13/C15 (3) C19 	1.0 m	AP7968B
Vertical, 0U	200 – 240	NAM	50 A, 3ø	12.5 kW	CS8365C 	(21) C13  (3) C19 	3.0 m	AP7998B	
400 – 415 V three-phase input	Vertical, 0U	415	Worldwide	16A, 3ø	11.1	IEC-309 16 A 3P+N+PE 	(21) C13/C15 (3) C19/C21	1.8m	APDU9981NA3
	Vertical, 0U	400	Worldwide	16 A, 3ø	11.1 kW	IEC-309 16 A 3P+N+PE 	(21) C13  (3) C19 	1.8 m	APDU9981EU3
	Vertical, 0U	400 – 415	Worldwide	20 A	5.7 kW	IEC-309 16 A 3P+N+PE 	(24) C13  or C19 	Up to 4.5m	APF8981**
	Vertical, 0U	400 – 415	Worldwide	30 A	17.3 kW	IEC-309 30 A 3P+N+PE 	(24 or 48) C13  or C19 	Up to 4.5m	APF8987**
	Vertical, 0U	400 – 415	Worldwide	32 A	22 kW	IEC-309 32 A 3P+N+PE 	(24 or 48) C13  or C19 	Up to 4.5m	APF8986**
	Vertical, 0U	400 – 415	Worldwide	40 A	23 kW	IEC-309 60 A 3P+N+PE 	(24 or 48) C13  or C19 	Up to 4.5m	APF8988**
	Vertical, 0U	400 – 415	Worldwide	60 A	34 kW 3P+N+PE	IEC-309 60 A 	(48) C13  or C19 	Up to 4.5m	APF8989**
	Vertical, 0U	400 – 415	Worldwide	63 A	43 kW 3P+N+PE	IEC-309 60 A 	(48) C13  or C19 	Up to 4.5m	APF8996**

* See pages 22 – 23 for inlet power cord options

**Available as configure-to-order Rack PDU. Choose outlet quantities, color, input cord length. See page 22-23 for more details and visit apc.com for country availability.

Local Edge Configurator

- Accessible on mobile, tablet and laptop browsers. designportal.apc.com
- Configure a rack with a few accessories or a complete Micro Data Center solution
- Search and add from a refreshed catalog of rack mountable equipment
- Drag and drop equipment into the rack
- Validate compatibility, UPS, weight
- Save a template for future use
- Get rack assembly and shipping reports



Pre-load the Power today!

Save time, money, and waste by having your Rack PDUs pre-installed amongst other accessories in your rack with Local Edge Configurator!

End user? Contact your sales rep or locate a partner and request an integrated rack today!

Visit “How to buy” on apc.com to locate a sales rep or partner.

Partner or interested in becoming a partner? Access the configurator through our Partner Portal for your unique partner experience.

designportal.apc.com/login.htm

Now have your rack Pre-integrated!

Metered-by-outlet with Switching Rack PDUs

Metered-by-outlet with Switching Rack PDUs provide real-time remote monitoring of each individual outlet combined with remote on/off outlet switching control to empower IT professionals with the necessary tools for complete control of their power distribution and advanced data center energy management.

Voltage	Mounting U-space	Nominal voltage	Region	Input circuit	Nominal power	Input plug type		Output receptacles	Cord length	APC SKU
100 – 120 V input	Vertical, 0U	100 - 120	NAM, Japan	30 A	2.9 kW	NEMA L5-30P	⊕	(24) 5-20 	3.0 m	AP8632
200 – 240 V input	Vertical, 0U	208	NAM	20 A	3.3 kW	NEMA L6-20P	⊕	(21) C13  (3) C19 	3.0 m	AP8659NA3
	Vertical, 0U	100 – 240	Worldwide	20 A	3.3 kW	IEC-320 C20*		(21) C13  (3) C19 	Inlet	AP8659
	Vertical, 0U	230	LAM, EMEA, GCN, APJ	16 A	3.7 kW	IEC-309 16 A	⊕	(21) C13  (3) C19 	3.0 m	AP8659EU3
	Vertical, 0U	100 – 240	Worldwide	20 A	3.7 kW	IEC-320 C20*		(24) C13  or C19 	Up to 4.5m	APF8659**
	Vertical, 0U	200 – 240	NAM, Japan LAM	30 A	5.0 kW	NEMA L6-30P	⊕	(21) C13  (3) C19 	3.0 m	AP8641
	Vertical, 0U	208	NAM, LAM	30 A	5.0 kW	NEMA L6-30P	⊕	(24) C13  or C19 	Up to 4.5m	APF8641**
208 V three-phase input	Vertical, 0U	220 – 240	LAM, EMEA, GCN, APJ	32 A	7.4 kW	IEC-309 32 A	⊕	(21) C13  (3) C19 	3.0 m	AP8653
	Vertical, 0U	220 – 240	LAM, EMEA, GCN, APJ	32 A	7.4 kW	IEC-309 32 A	⊕	(24) C13  or C19 	Up to 4.5m	APF8653**
	Vertical, 0U	230 GCN, APJ	LAM, EMEA,	63 A	12.1 kW	IEC-309 63 A	⊕	(24 or 48) C13  or C19 	Up to 4.5m	APF8656**
	Vertical, 0U	208	NAM	20 A, 3ø	5.7 kW	NEMA L21-20P	⊕	(21) C13  (3) C19 	1.8 m	AP8661
	Vertical, 0U	208	NAM	20 A	5.7 kW	NEMA L21-20P	⊕	(24) C13  or C19 	Up to 4.5m	APF8661**
	Vertical, 0U	208	NAM	30 A	8.6 kW	NEMA L21-30P	⊕	(24) C13  or C19 	Up to 4.5m	APF8665**
	Vertical, 0U	208	NAM	50 A	14.4 kW	CS8365C	⊕	(48) C13  or C19 	Up to 4.5m	APF8669**
	Vertical, 0U	208	NAM	60 A	17.2 kW	IEC-309 60A 3P+PE	⊕	(48) C13  or C19 	Up to 4.5m	APF8666**
400 – 415 V three-phase input	Vertical, 0U	400 – 415	Worldwide	16 A, 3ø	11 kW	IEC-309 16 A 3P+N+PE	⊕	(21) C13  or C19 	1.8 m	AP8681
	Vertical, 0U	400 – 415	Worldwide	20 A	5.7 kW	IEC-309 16A 3P+N+PE	⊕	(24) C13  or C19 	Up to 4.5m	APF8681**
	Vertical, 0U	400 – 415	Worldwide	30 A	17.3 kW	IEC-309 30 A 3P+N+PE	⊕	(24 or 48) C13  or C19 	Up to 4.5m	APF8687**
	Vertical, 0U	400 – 415	Worldwide	32 A	22 kW	IEC-309 32 A 3P+N+PE	⊕	(24 or 48) C13  or C19 	Up to 4.5m	APF8686**
	Vertical, 0U	400 – 415	Worldwide	40 A	23 kW	IEC-309 60 A 3P+N+PE	⊕	(24 or 48) C13  or C19 	Up to 4.5m	APF8688**
	Vertical, 0U	400 – 415	Worldwide	60 A	34 kW	IEC-309 60 A 3P+N+PE	⊕	(48) C13  or C19 	Up to 4.5m	APF8689**
	Vertical, 0U	400 – 415	Worldwide	63 A	43 kW	IEC-309 60 A 3P+N+PE	⊕	(48) C13  or C19 	Up to 4.5m	APF8696**

* See pages 22 – 23 for inlet power cord options

**Available as configure-to-order Rack PDU. Choose outlet quantities, color, input cord length. See page 22-23 for more details and visit apc.com for country availability.

Color Code Your PDUs Now!

Simple and easy to use solution for color coding power sources in a rack. Includes label for display, top of PDU, and input cord.

Description	APC SKU
AP8000 series Red Label Kit for 10 PDUs	AP8000RED
AP8000 series Blue Label Kit for 10 PDUs	AP8000BLU



AP8000 with AP8000RED application

Factory-Configurable: Pick and Choose Outlets, Color, and More!

New architecture takes APC from a standard catalog of hundreds of products to thousands of configurable options! Factory options include outlets, input cord type and length, and color!

Request a design today through your APC sales representative!



apc.com/configurerackpdu



Overview

Factory-Configurable Family Types:

Metered by Outlet, Switched, and Switched with Metering by Outlet

- **Voltage:** 200–415V
- **Amp:** 20–60A
- **Outlet capacity:** Up to 48 outlets – C13s, C19s
- **Mount style:** Vertical



Input Plug Type



Color



Outlet Modules

Standard Chassis

Cord Length

High-Density Chassis

Pick and choose between 24 or 48 outlets, anywhere you need them!









*Visit apc.com for country availability.

Rack-mount transfer switch



Input voltage	Mounting U-space	Input circuit	Input plug type	Output receptacles	Cord length	APC SKU
100/120V	1	15 A	NEMA 5-15P	(10) 5-15R	2.4 m	AP4450
120V	1	20 A	NEMA L5-20	(10) 5-20R	2.4 m	AP4452
100V	1	20 A	NEMA L5-20	(8) 5-15R	2.4 m	AP4452J
120V	2	30 A	NEMA L5-30P	(16) 5-20R	2.4 m	AP4453
200/208V	1	20 A	NEMA L6-20	(8) C13, (1) C19	2.4 m	AP4430
208V	2	30 A	NEMA (2) L6-30P	(1) L6-30R	2.4 m	AP4431
200/208V	2	30 A	NEMA L6-30	(16) C13, (2) C19	2.4 m	AP4432
208V	1	12A	IEC-C14 in	(12) C13	None	AP4433
208V	1	20 A	IEC-C20 in	(8) C13, (1) C19	None	AP4434
230V	1	10A	IEC-C14	(12) C13	None	AP4421
230V	1	16A	(2) IEC-309	(1) IEC 309	2.4 m	AP4422
230V	1	16A	IEC-C20	(8) C13, (1) C19	None	AP4423
230V	2	32A	IEC-309	(16) C13, (2) C19	2.4 m	AP4424

Locking IEC power cords

PDU input		Server input	Cord length	Cords per SKU	APC SKU	Color Option	
IEC C14 straight			IEC-C13	0.6 m	6	AP8702S*	Red/Blue
				1.2 m	6	AP8704S*	Red/Blue
				1.8 m	6	AP8706S*	Red/Blue
IEC C14 (three right, three left)			IEC-C13	0.6 m	6	AP8702R*	
				1.2 m	6	AP8704R*	
				1.8 m	6	AP8706R*	
IEC C20 straight			IEC-C19	0.6 m	6	AP8712S	Red/Blue
				1.2 m	6	AP8714S	Red/Blue
				1.8 m	6	AP8716S	Red/Blue
IEC C20 (three right, three left)			IEC-C19	0.6 m	6	AP8712R	
				1.2 m	6	AP8714R	
				1.8 m	6	AP8716R	







Locking IEC power cords provide a mechanism to secure power cord connections to the Rack PDU when used with any 8000 and 9000 Series unit.





*-NA and -WW designation are required in SKU numbers for AP870xS and AP870xR, e.g., AP8702S-NA.

8000 NEMA Style PDUs Only utilize optional cord retention bracket AP8069, e.g. AP8632

Input power cords

Input power cords for devices with C14 or C20 inlet

Nonlocking PDU input	Plug type	Cord length	APC SKU
IEC-C19 straight	NEMA L6-20P	3.7 m	AP9871
IEC-C19 straight	NEMA 5-20P	2.5 m	AP9872
IEC-C19 straight	NEMA L5-20P	2.5 m	AP9873
IEC-C19 straight	Shuko (CEE 7) 	2.5 m	AP9875
IEC-C19 straight	IEC-309	2.5 m	AP9876
IEC-C13 straight	NEMA 5-15P	2.4 m	AP9893
IEC-C13 straight	NEMA L5-15P	2.4 m	AP9894
IEC-C19 straight	UK (BS1363) 	2.4 m	AP9895
IEC-C19 straight	NEMA L6-30P 	2.4 m	AP9896
IEC-C19 straight	Australia AS3112 	3.7 m	AP9897

Locking PDU input	Plug type	Cord length	APC SKU
IEC-C19 straight	NEMA 5-15P	3.0 m	AP8750
IEC-C19 straight	NEMA 5-20P	3.0 m	AP8751
IEC-C19 straight	NEMA L5-20P	3.0 m	AP8752
IEC-C19 straight	NEMA L5-20P	3.0 m	AP8752J
IEC-C19 straight	NEMA L6-20P	3.0 m	AP8753
IEC-C19 straight	NEMA L6-20P	3.0 m	AP8753J
IEC-C19 straight	Australia AS3112 	3.0 m	AP8754
IEC-C19 straight	Shuko (CEE 7) 	3.0 m	AP8755
IEC-C19 straight	UK (BS1363) 	3.0 m	AP8756
IEC-C19 straight	China (16A) 	3.0 m	AP8757
IEC-C19 straight	IEC-309	3.0 m	AP8758
IEC-C19 straight	Rewireable	3.0 m	AP8759

Other accessories

Description	APC SKU
APC WiFi Device for 9000 Series Rack PDUs	AP9834
Mounting brackets	
NetShelter™ SX and third-party racks, 0U accessory and PDU bracket	AR7711
Horizontal to vertical, 0U mounting bracket for horizontal 1U Rack PDUs	AR8417

Environmental

Description	Connector type	Cord length	APC SKU
Temp. sensor	RJ-45	3.9 m	AP9335T
Temp. and humidity sensor	RJ-45	3.9 m	AP9335TH

Note: Environmental sensors only compatible with 8000 & 9000 Series Rack PDUs. Each Rack PDU includes one environmental sensor port for an optional sensor.

Choose a rack system

Premium data center InfraStruxure and Server room

Part number	Description	Alternate option
AR3100	NetShelter SX 42U 600 mm wide x 1070 mm deep enclosure	TAA W X SP MDC
AR3105	NetShelter SX 45U 600 mm wide x 1070 mm deep enclosure with sides, black	TAA W SP
AR3107	NetShelter SX 48U 600 mm wide x 1070 mm deep enclosure	TAA X SP
AR3150	NetShelter SX 42U 750 mm wide x 1070 mm deep enclosure	W X SP
AR3155	NetShelter SX 45U 750 mm wide x 1070 mm deep enclosure with sides, black	SP W
AR3157	NetShelter SX 48U 750 mm wide x 1070 mm deep enclosure	X SP
AR3300	NetShelter SX 42U 600 mm wide x 1200 mm deep enclosure	W X SP
AR3305	NetShelter SX 45U 600 mm wide x 1200 mm deep enclosure with sides, black	SP W
AR3307	NetShelter SX 48U 600 mm wide x 1200 mm deep enclosure	W X SP
AR3350	NetShelter SX 42U 750 mm wide x 1200 mm deep enclosure	W X SP
AR3355	NetShelter SX 45U 750 mm wide x 1200 mm deep enclosure with sides, black	W SP
AR3357	NetShelter SX 48U 750 mm wide x 1200 mm deep enclosure	X SP
AR3307 X674	NetShelter SX 52U 600 mm wide x 1200 mm deep enclosure with sides, black	
AR3357 X674	NetShelter SX 52U 750 mm wide x 1200 mm deep enclosure with sides, black	
AR3140	NetShelter SX 42U 750 mm wide x 1070 mm deep networking enclosure with sides	W
AR3340	NetShelter SX 42U 750 mm wide x 1200 mm deep networking enclosure with sides	W
AR3347	NetShelter SX 48U 750 mm wide x 1200 mm deep networking enclosure with sides	
AR3200	NetShelter SX Colocation 2 x 20U 600 mm wide x 1070 mm deep enclosure with sides, black	
AR9300SP	NetShelter SX3K 42U 600mm wide x 1200mm deep enclosure with 1587kg (3500lb) shock packaging, no ramp	
AR-9300SP-R	NetShelter SX3K 42U 600mm wide x 1200mm deep enclosure with 1587kg (3500lb) shock packaging, including ramp	
AR9307SP	NetShelter SX3K 48U 600mm wide x 1200mm deep enclosure with 1587kg (3500lb) shock packaging, no ramp	
AR-9307SP-R	NetShelter SX3K 48U 600mm wide x 1200mm deep enclosure with 1587kg (3500lb) shock packaging, including ramp	
AR2144BLK	NetShelter VX Seismic 42U enclosure deep sides, black	
AR2145BLK	NetShelter VX Seismic 42U enclosure without sides, black	
VDIM 33174	Overhead Zone Cabling 4U 19 in (482 mm) with patch frame	

Data center, server room, network closet

Part number	Description	Alternate option
AR2400FP1	NetShelter SV 42U 600 mm wide x 1060 mm deep enclosure with sides, black, single rack unassembled	
AR2400	NetShelter SV 42U 600 mm wide x 1060 mm deep enclosure with sides, black	
AR2401	NetShelter SV 42U 600 mm wide x 1060 mm deep enclosure without sides, black	
AR2407	NetShelter SV 48U 600 mm wide x 1060 mm deep enclosure with sides, black	
AR2480	NetShelter SV 42U 800 mm wide x 1060 mm deep enclosure with sides, black	
AR2487	NetShelter SV 48U 800 mm wide x 1060 mm deep enclosure with sides, black	
AR2500	NetShelter SV 42U 600 mm wide x 1200 mm deep enclosure with sides, black	
AR2507	NetShelter SV 48U 600 mm wide x 1200 mm deep enclosure with sides, black	
AR2580	NetShelter SV 42U 800 mm wide x 1200 mm deep enclosure with sides, black	
AR2587	NetShelter SV 48U 800 mm wide x 1200 mm deep enclosure with sides, black	
AR201	NetShelter 2 Post Rack 45U #12-24 threaded holes, black	
AR203A	NetShelter 4 Post Open Frame Rack 44U square holes	
AR204A	NetShelter 4 Post Open Frame Rack 44U #12-24 threaded holes	

- X options without sides add X609; without doors add X610; without sides/doors add X617
- TAA TAA compliant
- SP Shock packaging, see apc.com for load capacities
- W Available in White color, check apc.com for availability
- MDC Micro Data Center with factory installed UPS, RPDU, NetBotz, & Shock Packaging



ATO options

- Without sides add X609
- Without doors add X610
- Without sides or doors, add X617, e.g., AR3100X609 = 600mm x 1070mm deep without sides

Choose a rack system (continued...)

	Part number	Description	Alternate option
Server Room, Network Closet, AV application, and Remote Locations	AR3003	NetShelter SX 12U 600 mm wide x 900 mm deep enclosure	SP
	AR3006	NetShelter SX 18U 600 mm wide x 900 mm deep enclosure	SP
	AR3103	NetShelter SX 12U 600 mm wide x 1070 mm deep enclosure	SP
	AR3106	NetShelter SX 18U 600 mm wide x 1070 mm deep enclosure	SP
	AR3104	NetShelter SX 24U 600 mm wide x 1070 mm deep enclosure	SP MDC
	AR3810	NetShelter AV 42U 600 mm wide x 825 mm deep enclosure with sides and 10-32 threaded rails, black	
	AR3812	NetShelter AV 42U 600 mm wide x 825 mm deep enclosure 10-32 threaded rails no sides/roof/doors, black	
	AR3814	NetShelter AV 24U 600 mm wide x 825 mm deep enclosure with sides and 10-32 threaded rails, black	
Data center, server room, network closet	AR4000MVA	NetShelter CX mini soundproofed server room in a box enclosure, grey/oak	G
	AR4018A	NetShelter CX 18U secure soundproof server room in a box enclosure, grey/oak	SP W G B
	AR4024A	NetShelter CX 24U secure soundproof server room in a box enclosure, grey/oak	SP W G B
	AR4038A	NetShelter CX 38U secure soundproof server room in a box enclosure, grey/oak	W G B

- SP Shock packaging, see apc.com for load capacities
- W Available in White color, check apc.com for availability
- G Available in Grey color, check apc.com for availability
- B Available in Black color, check apc.com for availability
- MDC Micro Data Center with factory installed UPS, RPDU, NetBotz, & Shock Packaging

	Part number	Description	Alternate option
Remote locations wall-mounted	AR106	NetShelter WX 6U 600mm wide x 400 mm deep, black, unassembled	
	AR106SH4	NetShelter WX 6U 600mm wide x 400 mm deep, black, assembled	
	AR106SH6	NetShelter WX 6U 600mm wide x 600 mm deep, black, assembled	
	AR106V	NetShelter WX 6U 965mm wide x 331 mm deep, black, assembled, low profile	MDC
	AR106VI	NetShelter WX 6U 965mm wide x 331mm deep, black, assembled, low profile, International	MDC
	AR109	NetShelter WX 9U 600mm wide x 400 mm deep, black, unassembled	
	AR109SH4	NetShelter WX 9U 600mm wide x 400 mm deep, black, assembled	
	AR109SH6	NetShelter WX 9U 600mm wide x 600 mm deep, black, assembled	
	AR112	NetShelter WX 12U 600mm wide x 600 mm deep, black, unassembled	
	AR112SH4	NetShelter WX 12U 600mm wide x 400 mm deep, black, assembled	
	AR112SH6	NetShelter WX 12U 600mm wide x 600 mm deep, black, assembled	
	AR100	NetShelter WX 13U with square or threaded hole 12-24 vertical mounting rail glass front door, black	
	AR100HD	NetShelter WX 13U with square or threaded hole 12-24 vertical mounting rail vented front door, black	

EcoStruxure™ Micro Data Centers

A micro data center is a configurable, secure, self-contained enclosure with the capability for all essential IT components, often employing converged or hyperconverged infrastructure, along with management and monitoring software devices. It also contains all required supporting racks, UPSs, power, and cooling.

Our solutions provide the reliability, resiliency, and security of a datacenter in a single enclosure that can be distributed in any edge environment.

Get Certainty & Simplicity

- Physically Secure
- Simple to Deploy
- Remotely Manageable



Solutions for any Environment

S-Series	Micro Data Center for IT Environments
C-Series	Micro Data Center for Office and Commercial Environments
R-Series	Micro Data Center for Harsh Environments

NetBotz Security and Monitoring

Security and Environmental Monitoring for Network Closets to Data Centers



NBWL0755



NBPD0165



NBRK0750



NBRK0250

Surveillance:

- Leverage NetBotz and IP camera technology to monitor IT assets remotely
- EcoStruxure IT Expert and the NetBotz Surveillance package allow multiple site camera views on a single page

Environmental Monitoring:

- Wide range of wired and wireless sensor support to monitor the health of your IT assets
- Temperature, humidity, leak, door, smoke, vibration, dew point, airflow, dry contact, 4-20mA, and 0-5V

Management Capabilities:

- Alarming allows alerts, multiple notification methods, scheduling, graph and video attachments, escalation.
- Integrate with EcoStruxure IT Expert to manage multiple NetBotz devices through a single interface and view historical alarms and sensor data.

*Note: NetBotz Access Control requires adapter kit for NetShelter CX



Flexible access control for NetShelter SX, SV, CX, and Wall-mount racks

Configure proximity cards for access or control access via web browser for remote management and notification.

APC Rack Access Control Options

125 kHz Access Control

- Stand alone appliance for two handles to plug into (i.e. one appliance per rack)
- Leverages the Netbotz 250
- Central authentication via RADIUS
- Remote Syslog Capability



NBACS125

13.56 MHz Access Control

- Stand alone appliance for two handles to plug into (i.e. one appliance per rack)
- Leverages the Netbotz 250
- Central authentication via RADIUS
- Remote Syslog Capability



NBACS1356

Rack Access Pods

- Rack access pod that is daisy chained off a Netbotz 750 or 755 appliance
- Basement or 19" mounting
- Supports NetShelter SX, SV, and CX
- Supports up to 200 unique users



NBPD0175



KVM switches

KVM switches with CAT-5 type connection	APC SKU
16-port digital IP KVM with virtual media one remote user	KVM1116R
16-port analog enterprise KVM with virtual media, two local users	KVM0216A
16-port analog KVM, one local user	KVM0116A
8-port analog KVM, one local user	KVM0108A
KVM DVI server module with virtual media and CAC support	KVM-DVIMCAC
KVM HDMI server module with virtual media and CAC support	KVM-HDMIVMCAC
KVM USB server module	KVM-USB
KVM PS/2 server module	KVM-PS2
KVM USB server module with virtual media	KVM-USBVM
KVM PS/2 server module with virtual media	KVM-PS2VM
KVM USB server module with virtual media and CAC support	KVM-USBVMCAC
KVM serial server module	KVM-SERIAL
KVM to APC Rack PDU power management cable	AP5641
KVM 1U bracket for rear mount behind Rack LCD console	KVM-LCDMOUNT
KVM access software license upgrade to enterprise (1,024 nodes)	SEKVM1024N

KVM switches with coaxial type connection	APC SKU
8-port analog KVM	AP5201
16-port analog KVM	AP5202



Rear view of AP5202

Cables for coaxial type connection	0.6 m	0.9 m	0.5 m	3.7 m	7.6 m
KVM USB cable			AP5253	AP5257	AP5261
KVM PS/2 cable		AP5264	AP5250	AP5254	AP5258
KVM Daisy-chain cable	AP5262		AP5263		

Rack LCD consoles

Rack LCD consoles	APC SKU
17" Rack LCD console	AP5717
19" Rack LCD console	AP5719

- Ultra-thin 17" or 19" LCD monitor
- Integrated keyboard with number pad
- USB port for external media
- Space-saving 1U design
- Touchpad mouse
- Easy to install
- Localized keyboard versions available; check apc.com for availability



Rack LCD console with integrated KVM switch	Cable length	APC SKU
17" Rack LCD console with integrated 8-port KVM switch	1.8 m	AP5808
17" Rack LCD console with integrated 16-port KVM switch	1.8 m	AP5816
KVM USB cable*	1.8 m	AP5821
KVM USB cable	3.0 m	AP5822
KVM USB cable	5.2 m	AP5823

























* KVM PS/2 cables available, see "Cables for coaxial type connection" on lower left.



Rear view of AP5816

The functionality of a Rack LCD console and an analog KVM switch in one convenient package optimizes U-space in the rack environment and eliminates cable clutter. Daisy-chain with AP5201 or AP5202 for additional ports.

Receptacle and plug types

Voltage	Amps	Typical rating	# Wires	Plug name	Mating connector
100 – 120 V	15 A	1.4 kW	3	NEMA 5-15P 	NEMA 5-15R 
	20 A	1.9 kW	3	NEMA 5-20P 	NEMA 5-20R 
	20 A	1.9 kW	3	NEMA L5-20P 	NEMA L5-20R 
	30 A	2.9 kW	3	NEMA L5-30P 	NEMA L5-30R 
200 – 240 V	15 A	2.5 kW	3	IEC-C14 	IEC-C13 & C13/C15 
	16 A	3.7 kW	3	IEC-309 16 A, 2P, 3W 	IEC-309 16 A, 2P, 3 
	20 A	3.3 kW	3	IEC-C20 	IEC-C19 & C19/C21 
	20 A	3.3 kW	3	NEMA L6-20P 	NEMA L6-20R 
	30 A	5.0 kW	3	NEMA L6-30P 	NEMA L6-30R 
	32 A	7.4 kW	3	IEC-309 32 A, 2P, 3W 	IEC-309 32 A, 2P, 3W 
120 – 208 V	30 A	5.8 kW	3	NEMA L14-30P 	NEMA L14-30R 
208 V three-phase	20 A	5.8 kW	5	NEMA L21-20P 	NEMA L21-20R 
	30 A	8.7 kW	5	NEMA L21-30P 	NEMA L21-30R 
	50 A	12.5 – 14.4 kW	4	CS8365C 	CS8364C, CS8369 
	60 A	16.2 – 17.3 kW	4	IEC-309 60 A, 3P, 4W 	IEC-309 60 A, 3P, 4W 
400 – 415 V three-phase	16/20 A	11 kW	5	IEC-309 16/20 A, 3P, 5W 	IEC-309 16/20 A, 3P, 5W 
	32 A	22 kW	5	IEC-309 32 A, 3P, 5W 	IEC-309 32 A, 3P, 5W 
	40 A	23 kW	5	IEC-309 60 A, 3P, 5W 	IEC-309 60 A, 3P, 5W 

Extended warranties*

APC offers extended warranties that provide a continuation of coverage beyond the original factory warranty period. This service extends the security and protection provided by your factory warranty and ensures that your product will be repaired or replaced if necessary, at no additional charge. Extended warranties are available for purchase in one-year increments.

This service is available for all Rack PDUs, Rack ATs, Rack LCD consoles, and KVM switches, and includes:

- Technical support from product-specific support engineers to assist with questions or concerns
- Cross shipment of parts or replacement product — no waiting for your critical equipment

Add an extended warranty to your shopping cart on apc.com for new purchases or purchase an extended warranty for your existing product.

*Check with your local sales representative for extended warranty services available.



Life Is On



Explore, select, and configure:

Explore all of these products in 3D with SketchFab
skfb.ly/6IZww

Explore the next generation in Rack PDUs at:
apc.com/rackpdu

The Rack PDU Selector is located at:
apc.com/tools/selector/pdu

Configure your Own Rack PDU:
apc.com/configurerackpdu

apc.com

Schneider Electric
70 Mechanic Street
Foxboro, MA 02035
www.apc.com

© 2021 Schneider Electric. All Rights Reserved.

Life Is On Schneider Electric is a trademark and the property of Schneider Electric SE, its subsidiaries and affiliated companies. .

998_20849164_GMA-US